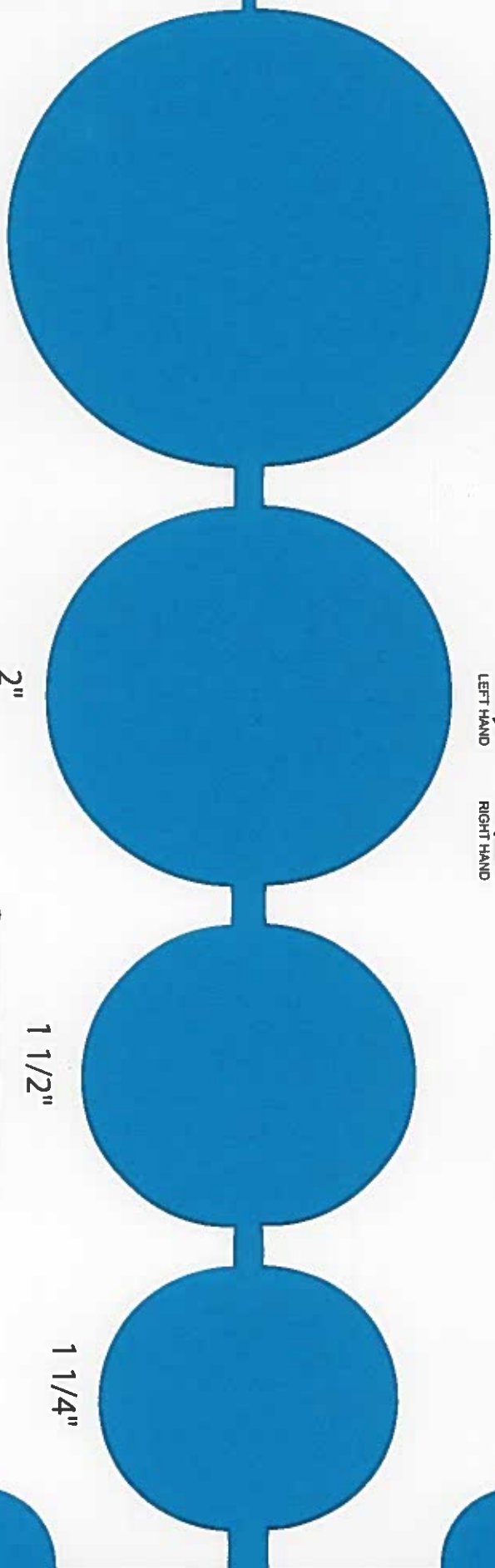
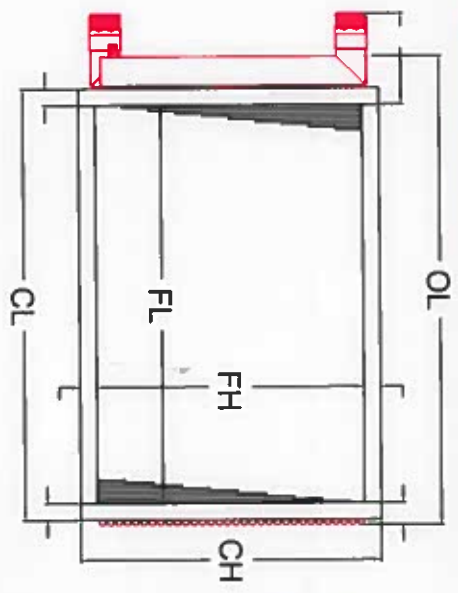
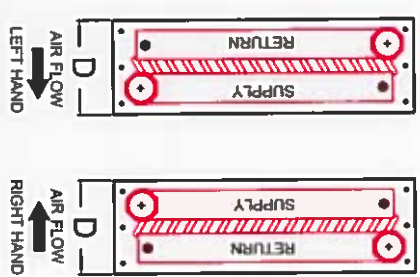


No. _____
 NAME _____
 NOM _____

Important Replacement Coil Information / Dimensions

Use Replacement Coil Template with Coil Worksheet

- Coil Tube Diameter (3/8", 1/2" or 5/8")
- No. of Rows Deep / No. of Tubes High / Fins per inch (FPI)
- Finned Height (FH) / Casing Height (CH)
- Finned Length (FL) / Casing Length (CL) / Overall Length (OL)
- Casing Depth (D)
- Connection Size (Nominal Diameter)
- Connection Type (Sweat, Male, Female)
- Coil Handling (Facing Coil With Air Blowing In Face)
- Air Flow Direction - Horizontal or Vertical



2 1/2"

2"

1 1/2"

1 1/4"

3/4"

Connection Diameter

Madok
 MANUFACTURING LIMITED

Replacement Coil Template

50 Morrell Street
 Brantford, ON N3T 4J5
 519-756-5760
 www.madok.com

Tube Diameter

Fins per inch

3/8" 1/2" 5/8"

4 9 8 10 12 41 91 1"

